

# Vertex

## BACKSHEET MONOCRYSTALLINE MODULE

PRODUCT: TSM-DE19

PRODUCT RANGE: 535-560W

# 560W

MAXIMUM POWER OUTPUT

# 0~+5W

POSITIVE POWER TOLERANCE

# 21.4%

MAXIMUM EFFICIENCY



### High customer value

- Lower LCOE (Levelized Cost Of Energy), reduced BOS (Balance of System) cost, shorter payback time
- Lowest guaranteed first year and annual degradation;
- Designed for compatibility with existing mainstream system components
- Higher return on Investment



### High power Mono Perc up to 560W

- Up to 21.4% module efficiency with high density interconnect technology
- Multi-busbar technology for better light trapping effect, lower series resistance and improved current collection



### High reliability

- Minimized micro-cracks with innovative non-destructive cutting technology
- Ensured PID resistance through cell process and module material control
- Mechanical performance up to 5400 Pa positive load and 2400 Pa negative load

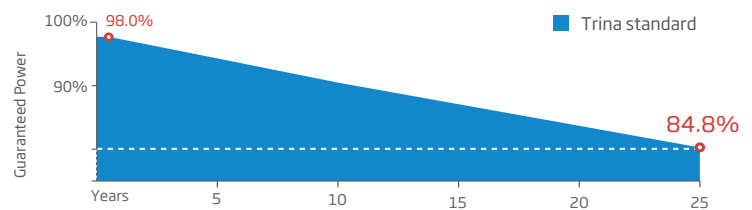


### High energy yield

- Excellent IAM (Incident Angle Modifier) and low irradiation performance, validated by 3rd party certifications
- The unique design provides optimized energy production under inter-row shading conditions
- Lower temperature coefficient (-0.34%) and operating temperature



### Trina Solar's Backsheet Performance Warranty



### Comprehensive Products and System Certificates

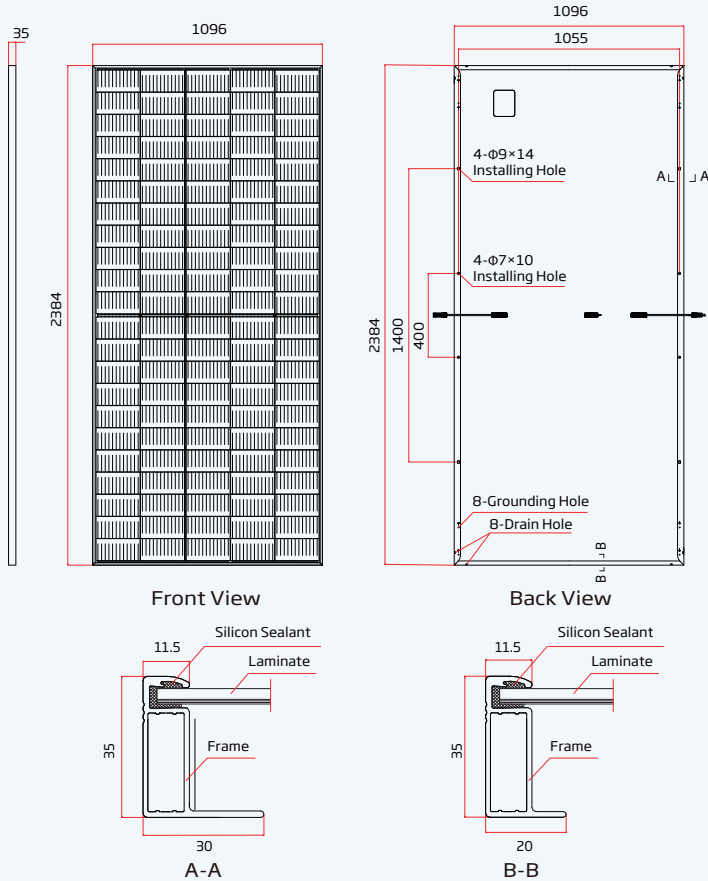


IEC61215/IEC61730/IEC61701/IEC62716/UL61730  
 ISO 9001: Quality Management System  
 ISO 14001: Environmental Management System  
 ISO14064: Greenhouse Gases Emissions Verification  
 ISO45001: Occupational Health and Safety Management System

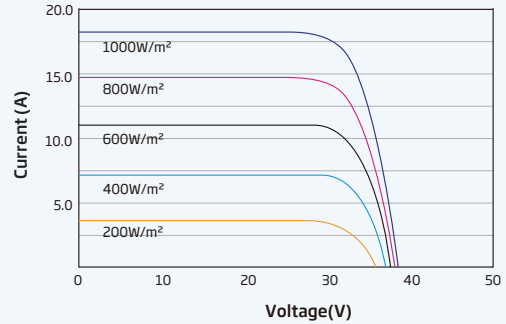


# Vertex BACKSHEET MONOCRYSTALLINE MODULE

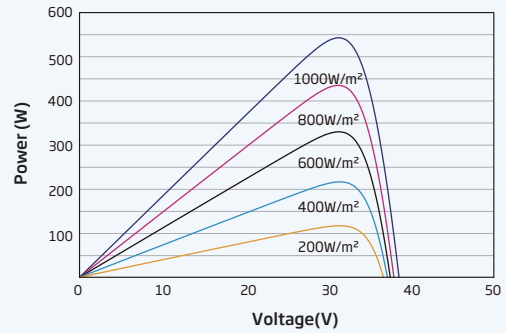
## DIMENSIONS OF PV MODULE(mm)



## I-V CURVES OF PV MODULE(545 W)



## P-V CURVES OF PV MODULE(545W)



## ELECTRICAL DATA (STC)

Peak Power Watts-P <sub>MAX</sub> (Wp)*	535	540	545	550	555	560
Power Tolerance-P <sub>MAX</sub> (W)	0 ~ +5					
Maximum Power Voltage-V <sub>MPP</sub> (V)	31.0	31.2	31.4	31.6	31.8	32.0
Maximum Power Current-I <sub>MPP</sub> (A)	17.28	17.33	17.37	17.40	17.45	17.49
Open Circuit Voltage-V <sub>oc</sub> (V)	37.3	37.5	37.7	37.9	38.1	38.3
Short Circuit Current-I <sub>sc</sub> (A)	18.36	18.41	18.47	18.52	18.56	18.60
Module Efficiency η <sub>m</sub> (%)	20.5	20.7	20.9	21.0	21.2	21.4

STC: Irradiance 1000W/m<sup>2</sup>, Cell Temperature 25°C, Air Mass AM1.5. \*Measuring tolerance: ±3%.

## ELECTRICAL DATA (NOCT)

Maximum Power-P <sub>MAX</sub> (Wp)	405	409	413	417	420	424
Maximum Power Voltage-V <sub>MPP</sub> (V)	28.8	29.0	29.2	29.3	29.5	29.7
Maximum Power Current-I <sub>MPP</sub> (A)	14.06	14.10	14.15	14.19	14.23	14.26
Open Circuit Voltage-V <sub>oc</sub> (V)	35.1	35.3	35.5	35.7	35.9	36.1
Short Circuit Current-I <sub>sc</sub> (A)	14.80	14.84	14.88	14.92	14.96	14.99

NOCT: Irradiance at 800W/m<sup>2</sup>, Ambient Temperature 20°C, Wind Speed 1m/s.

## MECHANICAL DATA

Solar Cells	Monocrystalline
No. of cells	110 cells
Module Dimensions	2384×1096×35 mm (93.86×43.15×1.38 inches)
Weight	28.6 kg (63.1 lb)
Glass	3.2 mm (0.13 inches), High Transmission, AR Coated Heat Strengthened Glass
Encapsulant material	EVA/POE
Backsheet	White
Frame	35mm(1.38 inches) Anodized Aluminium Alloy
J-Box	IP 68 rated
Cables	Photovoltaic Technology Cable 4.0mm <sup>2</sup> (0.006 inches <sup>2</sup> ), Portrait: 350/280 mm(13.78/11.02 inches) Length can be customized
Connector	TS4

## TEMPERATURE RATINGS

NOCT(Nominal Operating Cell Temperature)	43°C (±2°C)
Temperature Coefficient of P <sub>MAX</sub>	- 0.34%/°C
Temperature Coefficient of V <sub>oc</sub>	- 0.25%/°C
Temperature Coefficient of I <sub>sc</sub>	0.04%/°C

## MAXIMUM RATINGS

Operational Temperature	-40~+85°C
Maximum System Voltage	1500V DC (IEC) 1500V DC (UL)
Max Series Fuse Rating	30A

## WARRANTY

12 year Product Workmanship Warranty  
25 year Power Warranty  
2% first year degradation  
0.55% Annual Power Attenuation

(Please refer to product warranty for details)

## PACKAGING CONFIGURATION

Modules per box: 31 pieces  
Modules per 40' container: 620 pieces