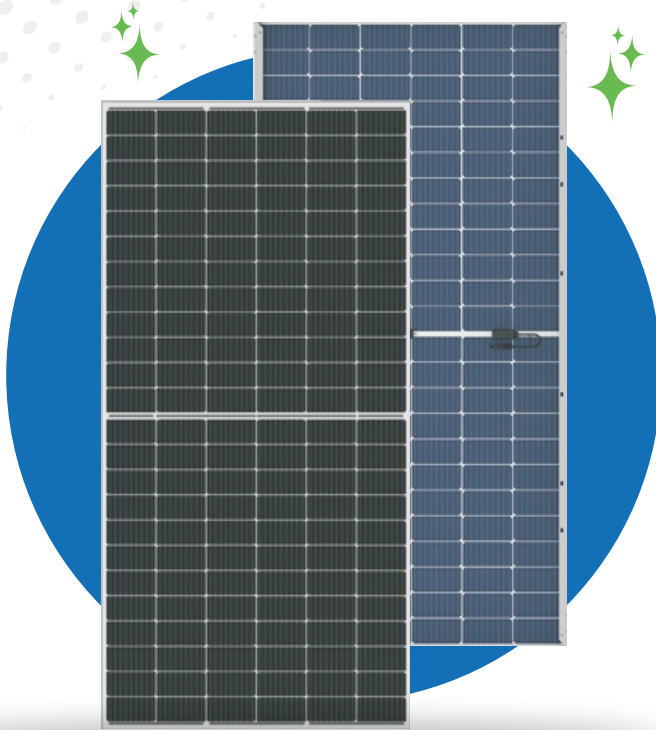




SOLAR PV MODULE (DCR/NON-DCR) 144 HALF CUT MONO PERC CELL BIFACIAL TRANSPARENT BACKSHEET 525-555 W



India's First DCR Module with M10 MonoPERC Cell

TRANSITION TO A BRIGHTER TOMORROW

- Based on M10-182mm wafer, best choice for ultra-large power plant
- Advanced module technology delivers superior module efficiency
 - M10 Gallium-Doped Wafer
 - Smart Soldering
 - 10 Busbar Half-Cut Cells
- ARC Coated, High Transmission Glass for Higher Energy Yield
- High Module Quality Ensures Long-Term Reliability

HIGH PERFORMANCE GUARANTEE!

30 YEARS WARRANTY FOR LINEAR POWER OUTPUT

12 YEARS PRODUCT WARRANTY



SMBB TECHNOLOGY

Better light trapping and current collection to improve module power output and reliability



PID Resistance

Excellent Anti-PID performance guarantee via optimized mass-production process and materials control



Higher Power Output

Module power increases 5-25% generally, bringing significantly lower LCOE and higher IRR



Auto Bussing & Soldering Technology

Induction based Improved soldering quality without pollution to module



Enhanced Mechanical Load

Certified to withstand wind load (2400 Pascal) and snow load (5400 Pascal)

IDEAL FOR



Residential



Commercial



Utility



Off-grid


CERTIFICATION

IEC 62804 (PID) | IEC 61701 (Salt Mist) | IEC 61726 (Ammonia) | IEC 62782 (DMLT)
IEC 61853-1 & 2 (Panfile & IAM) | LID, LETID | IEC 60068 (Sand & Dust) | IEC 61215
IEC 62759 (Transportation) | CEC, INMETRO, CE | IEC 61730 | UL 61730



SOLAR PV MODULE (DCR/NON-DCR) 144 HALF CUT MONO PERC CELL

BIFACIAL TRANSPARENT BACKSHEET 525-555 W



ELECTRICAL CHARACTERISTICS(STC)

MODULE TYPE	PE 525HB	PE 530HB	PE 535HB	PE 540HB	PE 545HB	PE 550HB	PE 555HB
Maximum Power (Pmp)	525	530	535	540	545	550	555
Open Circuit Voltage (Voc)	49.33	49.43	49.51	49.68	49.76	49.82	49.88
Short Circuit Current (Isc)	13.63	13.70	13.82	13.94	13.99	14.06	14.12
Maximum Power Voltage (Vmp)	40.93	41.02	41.11	41.21	41.30	41.41	41.41
Maximum Power Current (Imp)	12.83	12.93	13.03	13.11	13.21	13.29	13.40
Module Efficiency (nm)	20.32	20.52	20.71	20.90	21.10	21.29	21.48
Power Tolerance	(-0, +5W)						
Maximum System Voltage	1500V(UL & IEC)						
Maximum Series Fuse Rating	25 Amp						

*STC Irradiance 1000W/m², Module Temperature 25°C and AM 1.5 Measuring Tolerance: ±3%

ELECTRICAL CHARACTERISTICS(NOCT)

MODULE TYPE	PE 525HB	PE 530HB	PE 535HB	PE 540HB	PE 545HB	PE 550HB	PE 555HB
Maximum Power (Pmp)	386	390	394	397	401	405	408
Open Circuit Voltage (Voc)	46.09	46.19	46.26	46.42	46.49	46.55	46.61
Short Circuit Current (Isc)	10.87	10.92	11.02	11.11	11.15	11.21	11.26
Maximum Power Voltage (Vmp)	37.98	38.06	38.15	38.24	38.32	38.42	38.42
Maximum Power Current (Imp)	10.17	10.24	10.32	10.39	10.46	10.53	10.62
Module Efficiency (nm)	14.95	15.09	15.23	15.38	15.52	15.66	15.76

*NOCT- Irradiance 800 W/m², AM 1.5, Ambient Temperature 25°C and Wind speed 1m/s Measuring Tolerance: ±3%

BIFACIAL GAIN (70 ± 10%)		PE 525HB	PE 530HB	PE 535HB	PE 540HB	PE 545HB	PE 550HB	PE 555HB
10%	Power Pmp	577.5	583.0	588.5	594.0	599.5	605.0	610.5
20%	Power Pmp	630.0	636.0	642.0	648.0	654.0	660.0	666
30%	Power Pmp	682.5	689.0	695.5	702.0	708.5	715.0	721.5

• Bifacial gains depends on the power plant design and albedo of installation site
• Power Bifaciality = Pmax(Rear)/Pmax(Front) and Pmax Front are tested under STC Measuring Tolerance: ±3%

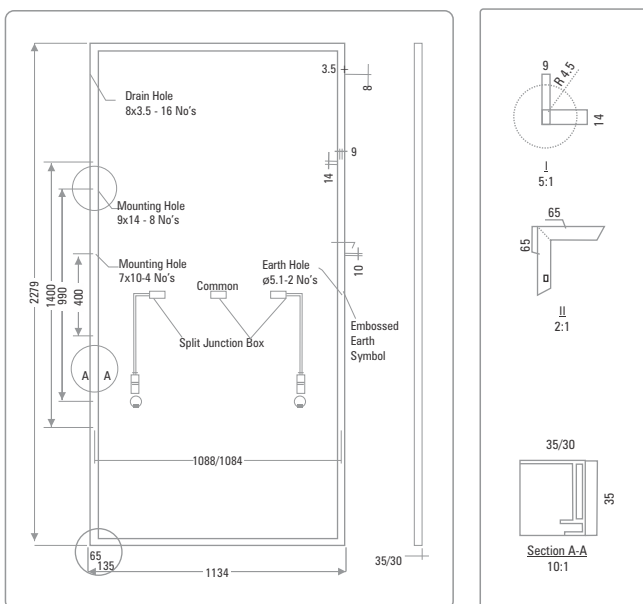
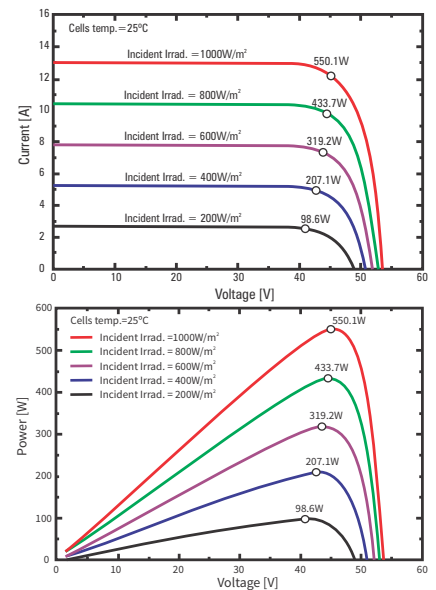
TEMPERATURE CHARACTERISTICS

Pmax Temperature Coefficient	-0.35%/°C
Voc Temperature Coefficient	-0.27%/°C
Isc Temperature Coefficient	0.04%/°C
Operating Temperature	-40°C To + 85°C
Nominal Operating Cell Temperature	42 ± 3° C

Product Certificates*

IEC 61215, 61730/ INMETRO

UL 61730/IEC 61701/IEC 62716/IEC 60068-2-68



MECHANICAL SPECIFICATIONS

External Dimensions	2278(±2mm) x 1134 (±2mm) x 35(±1mm)
Weight	34 (± 3%) Kg
Solar Cells	10 BB, Mono PERC - crystalline 91mm x 182mm
Front Glass	3.2 mm, High Transmission, Low Iron, Tempered Glass
Rear Cover	High Transparent Backsheet
Frame	Anodized Aluminium Alloy (Silver/Black)
Junction Box	3 Split, IP 68 Rated
Connector	Mc4 Compatible
Mechanical Load	5400 Pa For Snow Load, 2400 Pa Wind Load
Fire Performance	TYPE 29 (UL 61730) Or Class C (IEC 61730)
Output Cable	4.0 mm ² 400 mm Length

FRAME PROFILE 35X35 AND 35X30MM

PACKING CONFIGURATION

Container	20' GP	32'GP	40'HQ
Pieces per Pallet	31	31	31
Pallets per Container	8	16	20
Pieces per Container	248	496	620

FIRST YEAR DEGRADATION < 2.0%

YEAR 2-30 POWER DEGRADATION < 0.45%

For more details, please contact:

PREMIER ENERGIES GROUP

sales@premierenergies.com | premierenergies.com

The specification and key features contained in this datasheet may deviate slightly from our actual products due to the on-going innovation and product enhancement, Premier Energies reserves the right to make necessary adjustment to the information described herein at any time without further notice.